



RISLinQTM

Premier Quality Workflow Solution



Iba

RISLinQ™ is a flexible and easy-to-use web-enabled radiology practice management solution that can be tailored to the size and needs of any imaging environment.

With features that help increase patient throughput and workflow productivity, RISLinQ can help streamline even the most complex business environments to improve efficiency, simplify processes, increase profitability and maximize reimbursement.

RISLinQ affords you the opportunity to implement a safe and effective business solution with a limited investment in both time and resources. Access to RISLinQ simply requires a computer, a web browser and an internet connection. You will be up and running quickly, your costs will be highly predictable and you will have no expensive, on-site equipment to buy with this online RIS solution.

“RISLinQ offers the complete package for us to manage our patient cycle from the initial point of patient contact to revenue cycle management. We rely on RISLinQ’s functionality on a daily basis. It is an essential tool to the operations of our business.”

Alice Gardner
Director, Patient Services
National Medical Professional Services

WE OFFER A COMPLETE RIS SYSTEM....

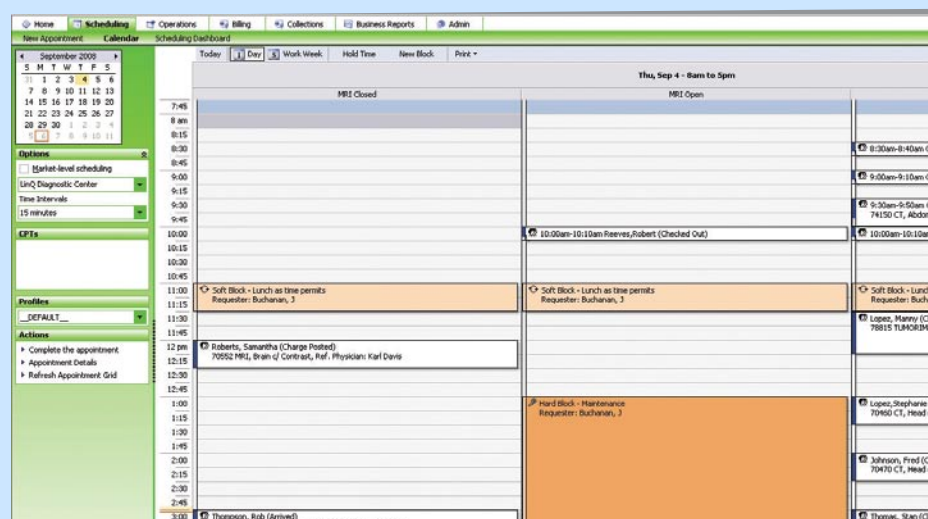
RISLinQ Features	Included	Description
HL7 Interface	●	Industry standard integration with RIS, HIS or PACS
Administration Management	●	Basic dashboards and management reporting
Scheduling	●	Standard patient registration processes
Operations	●	Streamlined worklist capabilities
Dictation	●	Standard dictation module
Transcription	●	Remote radiologist transcription functionality
Billing	●	Claims and statement management and processing
Collections	●	Collection write-off and status tracking
End to End Integration	●	No need for 3rd party integration
Electronic Payment Posting	●	Full e-payment functionality
Credit Card Processing	●	Embedded credit card payment processing
Embedded Fax Tracking	●	Advanced fax management tool
Map-based Portals	●	Sophisticated map-based marketing portal
Apple MAC Platform	●	Only RIS fully integrated for both PC and MAC
Scheduling	●	PETLinQ algorithms for optimal patient scheduling
Multi-Lingual Chat Capability	●	Multi-lingual user base options



RISLinQ can be customized to your favorite color with the click of a button!



Figure 1.1 RISLinQ Scheduling Calendar at-a-glance



Quick and Accurate Scheduling to Improve Efficiency (Figure 1.1)

RISLinQ’s user-friendly scheduling functionality allows front office personnel to quickly and accurately schedule complex procedures, involving multiple resources and facilities. This efficient scheduling package simplifies the process by:

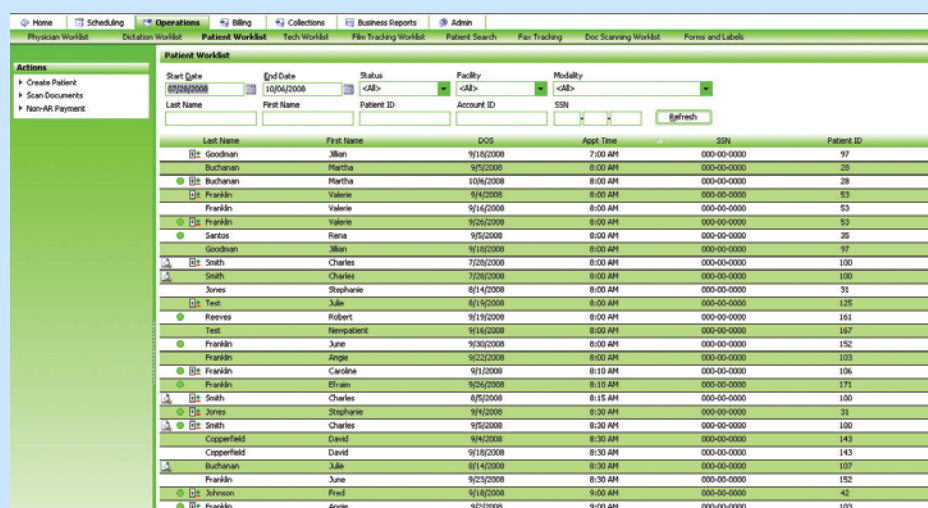
- Centralizing scheduling for single or multiple locations
- Automating scheduling or enabling manual input
- Reducing coding errors for complex procedures
- Enabling users to find CPT or ICD-9 codes
- Notifying the scheduler of applicable study preparations
- Providing collection, allergy and alerts at scheduling
- Handling facility-specific requirements and restrictions
- Streamlining the patient registration process

Integrated Physician Solutions to Simplify Processes (Figure 1.2)

A key component in the radiology environment is easing the workload of both the referring physicians and reading physicians associated with your imaging center. Regardless as to whether your physicians work directly in your department or in a location far away, you can streamline the process with RISLinQ easily by:

- Developing patient workflow suggestions
- Viewing, editing and designing customized reports
- Allowing onsite or offsite reading physician transcribing and report signing
- Automatically transferring medical reports into the referring physician’s EMR

Figure 1.2 RISLinQ Patient Worklist at-a-glance



Pre-defined user levels and worklists including, but not limited to:

- Technologist
- Radiologist
- Referring Physician
- Administrator
- Clerical Support Personnel
- Remote Site Scheduling
- Transcriptionist
- Marketing Personnel

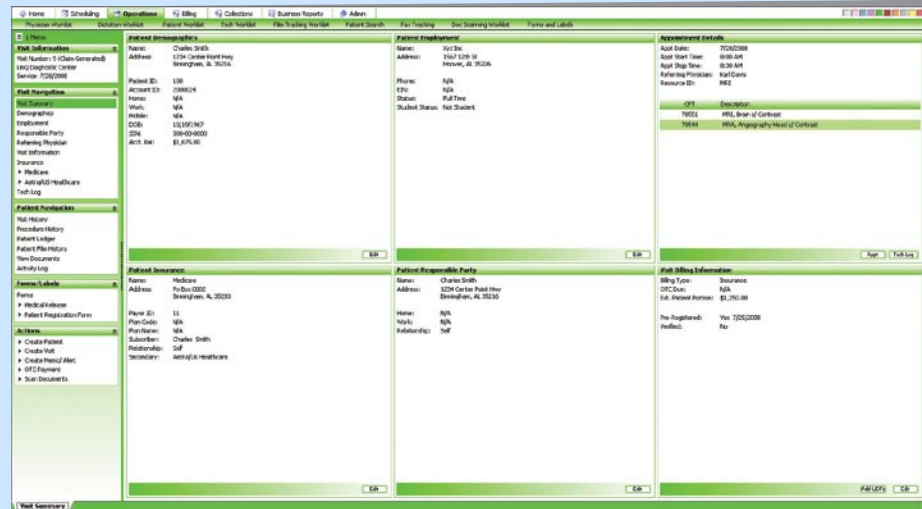


Figure 1.3 RISLinQ Billing Visit Summary at-a-glance

Intuitive Billing/Collections Workflow to Maximize Reimbursement (Figure 1.3)

RISLinQ's billing and collection modules ensures timely patient statement and insurance claim submissions. The simplistic workflow solution maximizes reimbursement and improves cash flow, with:

- Insurance eligibility checks
- Electronic claims submissions and claims management
- Patient statements
- Enterprise-wide payment posting
- Centralized billing
- Unidentified account postings
- Auto posting of electronic payments

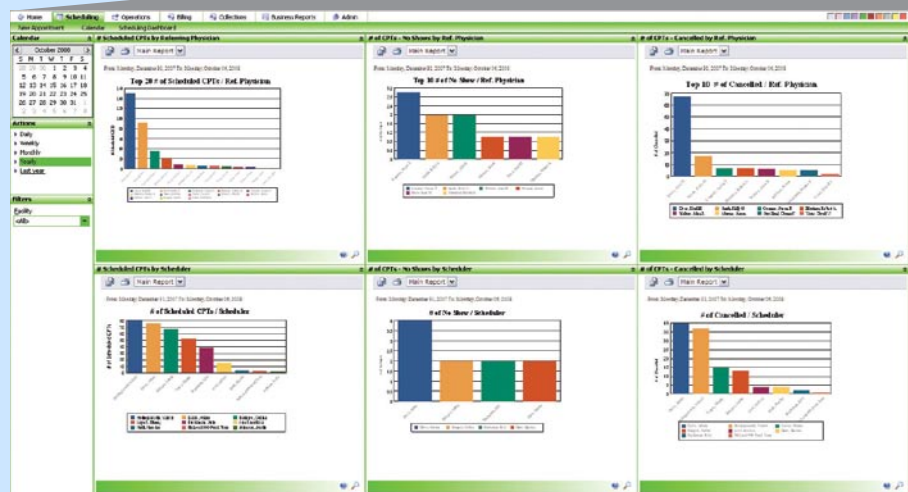


Figure 1.4 RISLinQ Scheduling/Productivity Dashboard at-a-glance

Automated Report Tracking to Increase Profitability (Figure 1.4 & 1.5)

Oversight of employees, patients, processes and documents in the imaging center is of key importance to administrators. By performing multiple, front-end audits you can increase your data integrity, resulting in increased claim acceptance rates, on time bill payment, accurate patient reporting and insight into process improvements. RISLinQ's automated tracking system provides over 100 detailed management reports with the ability to create custom reports that have a direct impact on profitability, including:

- Payer agreement details
- Front and back end audits
- Patient progress analysis
- Billing and reimbursement reports

Training and Support

RISLinQ is the premier quality workflow solution specifically developed for any type of imaging provider, including hospital-based, single or multimodality imaging centers and mobile providers. Our training and support methods leverage the power of the web to provide real time, on-demand training using the Learning Management System (LMS). This online platform is readily available to your staff for training at their convenience. The LMS contains both video, audio, and textual based training. All software is installed remotely, giving you industry leading service and support.

By integrating the entire radiology workflow, from the moment the patient is scheduled to when payment for the procedure is received, with one simple solution, you can increase the success of your imaging center.

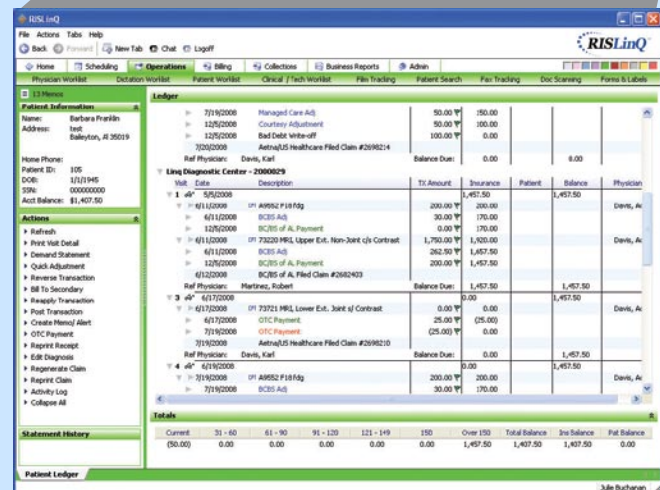



Figure 1.5 RISLinQ Patient Ledger at-a-glance

Prior to integrating a workflow solution, it is imperative to find a **committed partner** that is building a long-term innovation plan to meet your future challenges.

The collaboration of **IBA Molecular** and **PETLinQ LLC** makes all of this possible.

As a molecular imaging industry leader, IBA Molecular works diligently to ensure that imaging centers have the appropriate products, solutions and resources so they can positively **impact patient lives**. By receiving a reliable supply of PET radiopharmaceuticals and quality-focused education and marketing, you will have the appropriate tools to realize your full potential. An essential component in delivering all the solutions you need to **achieve success** was realized via our partnership with PETLinQ LLC, a patient-focused technology leader committed to radiology and PET centers. By offering the suite of products and services developed by PETLinQ LLC, IBA Molecular ensures that you can:

Solutions Program



Educational Services



Workflow Services




Imaging Services



Implement efficient and effective technology solutions.



Support your staff to achieve their full potential.



Deliver the most appropriate care to your patients.



Contact Us

IBA Molecular, North America
21000 Atlantic Blvd., Suite 730
Dulles, VA 20166 USA
Toll Free: 1 877 334 3673
Tel.: + 1 703 787 7900
Fax.: + 1 571 434 0330

www.iba-molecular.com

